

Curated Lists



the ultimate travel planning tool

Curated Lists are your reliable travel planning companion. It's fast and easy to save your top-picks and share them with clients at any stage of their booking journey, from the initial planning conversations to in-destination adventures.

Why use Curated Lists?

PERSONALIZED PLANNING

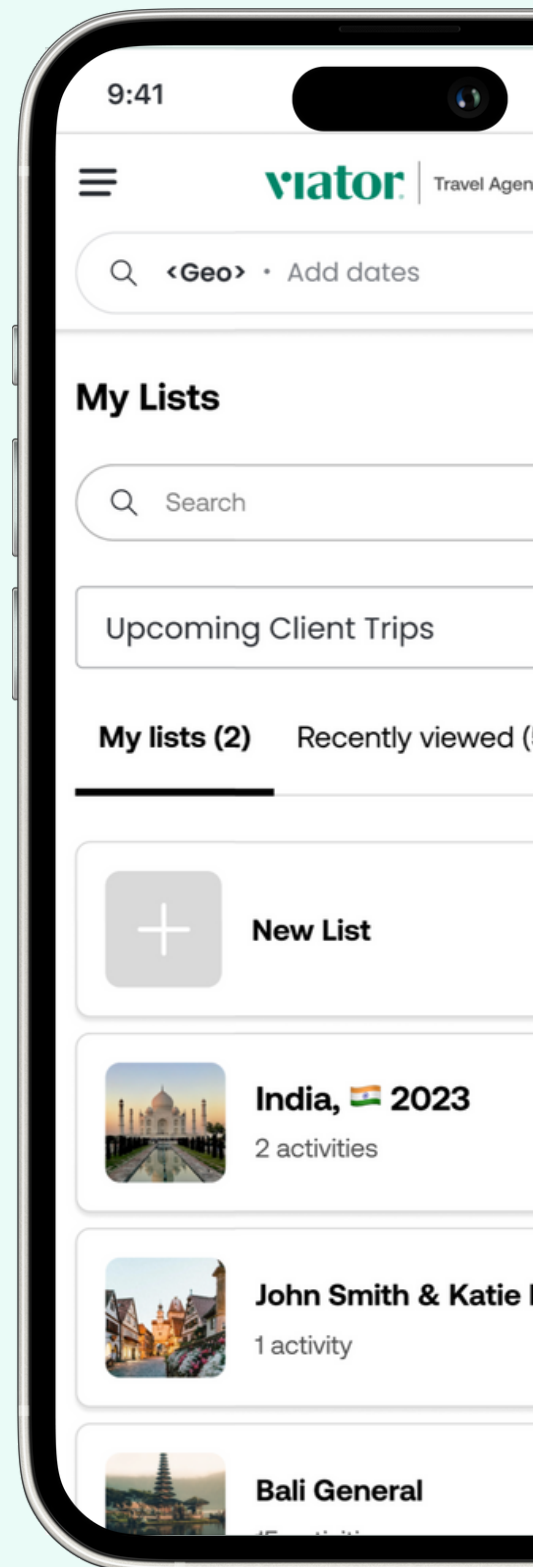
for clients by creating Curated Lists that are unique to their travel dates and interests. Pro tip: create unique titles for each Curated List so you can tell them apart.

SIMPLIFY THE PLANNING AND BOOKING PROCESS

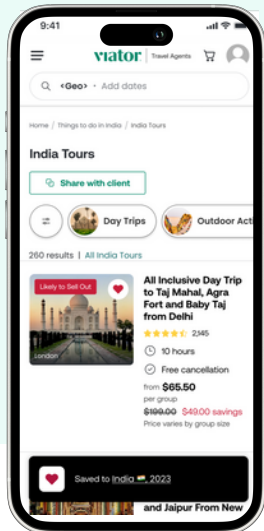
by saving experiences and referring back to them at any time.

BOOK AND EARN WITH EASE

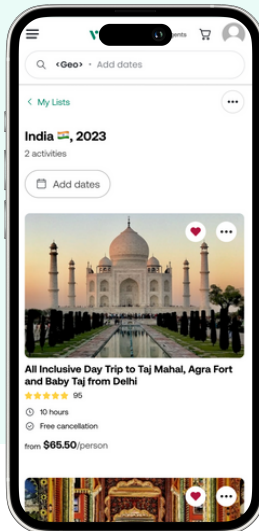
earn commission on all experiences by booking for clients or with the "Share with Client" link.



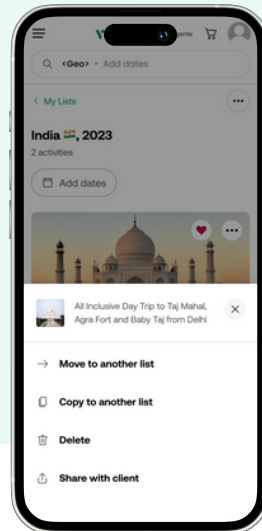
Save



See



Share



Curating lists is simple

3 easy ways to create lists:

- 1 When you're browsing products, you select that **heart icon** and create a new list or add to existing lists.
- 2 When you're in your **list library** you can create a 'new curated list'
- 3 When you move an item in an **existing list**, you can make a new list or add to another existing list.



Stay in the know:

Add client travel dates to a list to track upcoming trips and remind them to book experiences closer to their travel dates.



See availability: Your list will automatically filter out experiences not available when you add dates, so you only share experiences accessible during your selected timeframe.



Book and earn with ease: Earn commission on all experiences by booking for clients or sharing your "share with client" link that's included on every experience

So, what are you waiting for?
Start curating lists on travelagents.viator.com today

All your lists are just a click away in the **'Curated lists' selection in your profile dropdown menu.'** selection in your profile dropdown menu.

